

Format of holding of specified securities

Annexure - I

1. Name of the Listed Entity : IMPALA INDUSTRIAL ENTERPRISES LTD.
2. Scrip Code : **IIEL** /Name of Scrip **IMPALA INDUSTRIAL ENTERPRISES LTD.**/Class of Security : Equity Shares
3. Share Holding Pattern Field under: Reg.31(1)(b)/Reg.31(1)(c)
 - a. If under 31(1)(b) then indicate the report for Quarter ending 31.12.2022
4. Declaration: The Listed entity is required to submit the following declaration to the extent of submission of information:-

	Particulars	Yes*	No*
1.	Whether the Listed Entity has issued any partly paid up shares ?		No
2.	Whether the Listed Entity has issued any Convertible Securities or Warrants ?		No
3.	Whether the Listed Entity has any shares against which depository receipts are issued ?		No
4.	Whether the Listed Entity has any shares in locked-in ?		No
5.	Whether any shares held by promoters are pledge or otherwise encumbered ?		No

5. The tabular format for disclosure of holding of specified securities is as follows :-



Table I - Summary Statement holding of specified securities

Category (I)	Category of shareholder (II)	Nos. of shareholders (III)	No. of fully paid-up equity shares held (IV)	No. of partly paid-up equity shares held (V)	No. of shares underlying Depository Receipt (VI)	Total nos. shares held (VII) = (IV)+(V)+(VI)	Shareholding as a % of total no. of shares (calculated as per SCRR, 1957) (VIII) As a % of (A+B+C2)	Number of Voting Rights held in each class of securities (IX)			No. of Shares Underlying convertible securities (Including Warrants) (X)	Shareholding as a % assuming full conversion of convertible securities (as a percentage of diluted share capital) (XI)=(VII)+(X) as a % of (A+B+C)	Number of Locked in shares (XII)		Number of Shares pledged or otherwise encumbered (XIII)		Number of equity shares held in dematerialized form (XIV)	
								No. of Voting Rights					Total as a % of (A+B+C)	No. (a)	As a % of total Shares held (b)	No. (a)		As a % of total Shares held (b)
								Class eg: Eq.	Class eg:y	Total								
(A)	Promoter & Promoters Group	3	487300			487300	4.43	487300		487300	4.43						487300	
(B)	Public	91	10513100			10513100	95.57	10513100		10513100	95.57						2640300	
(C)	Non Promoter-Non Public																	
(C1)	Shares underlying DRs																	
(C2)	Shares held by Employee Trust																	
	Total :=	94	11000400	0		11000400	100.00	11000400		11000400	100.00	0	0	0	0	0	3127600	
	Actual Holder->	99																



Table II - Statement showing shareholding pattern of the Promoter and Promoter Group

Category & Name of shareholders (I)	Entity ID. (i.e. Promoter OR Promoter Group Entity)	PAN (II)	Nos. of sharehol- ders (III)	No. of fully paid-up equity shares held (IV)	No. of partly paid- up equity shares held (V)	Nos. of shares underly- ing Deposito- ry Receipt (VI)	Total nos. shares held (VII) = (IV)+(V)+(VI)	Shareholding % calculated as per SCRR, 1957 As a % of (A+B+C2) (VIII)	Number of Voting Rights held in each class of securities (IX)			No. of Shares Underlying Outstanding convertible securities (Including Warrants) (X)	Shareholding as a % assuming full conversion of convertible securities (as a percentage of diluted share capital) (XI) = (VII)+(X) as a % of (A+B+C)	Number of Locked in shares (XII)		Number of Shares pledged or otherwise encumbered (XIII)		Number of equity shares held in dematerial- ized form (XIV)	
									No. of Voting Rights					Total as a % of Total Voting rights	No. (a)	As a % of total Shares held (b)	No. (a)		As a % of total Shares held (b)
									Class (Eq.)	Class y	Total								
(1) INDIAN :																			
(a) Individuals / HUF			0	0	0	0	0	0.00	0	0	0	0.00	0	0.00	0	0.00	0	0.00	0
(b) Central Govt./State Govt.(s)			0	0	0	0	0	0.00	0	0	0	0.00	0	0.00	0	0.00	0	0.00	0
(c) Financial Institutions/Banks			0	0	0	0	0	0.00	0	0	0	0.00	0	0.00	0	0.00	0	0.00	0
(d) Any Other (specify)																			
Bodies Corporate																			
1 NEW OUTLOOK SECURITIES LIMITED	Promoter Group	AABCN6529M		144000	0	0	144000	1.31	144000	0	144000	1.31	0	1.31	0	0.00	0	0.00	144000
2 KIRTI ELECTRO SYSTEMS (P) LTD.	Promoter Group	AACCK0083G		168900	0	0	168900	1.54	168900	0	168900	1.54	0	1.54	0	0.00	0	0.00	168900
3 SHAKTI ISPAT PRODUCTS PVT. LTD.	Promoter Group	AAGCS8347D		174400	0	0	174400	1.59	174400	0	174400	1.59	0	1.59	0	0.00	0	0.00	174400
TOTAL :===			3	487300	0	0	487300	4.43	487300	0	487300	4.43	0	4.43	0	0.00	0	0.00	487300
Mutual Fund			0	0	0	0	0	0.00	0	0	0	0.00	0	0.00	0	0.00	0	0.00	0
Trust			0	0	0	0	0	0.00	0	0	0	0.00	0	0.00	0	0.00	0	0.00	0
Others			0	0	0	0	0	0.00	0	0	0	0.00	0	0.00	0	0.00	0	0.00	0
Sub Total (A)(1) :			3	487300	0	0	487300	4.43	487300	0	487300	4.43	0	4.43	0	0.00	0	0.00	487300
(2) FOREIGN :																			
(a) NRI / Foreign Individuals			0	0	0	0	0	0.00	0	0	0	0.00	0	0.00	0	0.00	0	0.00	0
(b) Foreign Govt.-Promoter			0	0	0	0	0	0.00	0	0	0	0.00	0	0.00	0	0.00	0	0.00	0
(c) Foreign Inst. Invst.(FII)s			0	0	0	0	0	0.00	0	0	0	0.00	0	0.00	0	0.00	0	0.00	0
(d) Foreign Portfolio Investor			0	0	0	0	0	0.00	0	0	0	0.00	0	0.00	0	0.00	0	0.00	0
(e) Any Other (specify)																			
Foreign Company			0	0	0	0	0	0.00	0	0	0	0.00	0	0.00	0	0.00	0	0.00	0
Overseas Corporate Bodies			0	0	0	0	0	0.00	0	0	0	0.00	0	0.00	0	0.00	0	0.00	0
Foreign Bank			0	0	0	0	0	0.00	0	0	0	0.00	0	0.00	0	0.00	0	0.00	0
Sub Total (A)(2) :			0	0	0	0	0	0.00	0	0	0	0.00	0	0.00	0	0.00	0	0.00	0
Total Shareholding of Promoter and Promoter Group.(A) = (A)(1) + (A)(2) :			3	487300	0	0	487300	4.43	487300	0	487300	4.43	0	4.43	0	0.00	0	0.00	487300


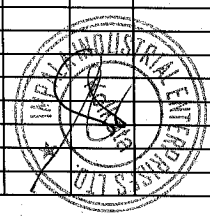
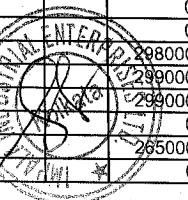


Table III - Statement showing shareholding pattern of the Public shareholder

	Category & Name of shareholders (I)	PAN (II)	Nos. of shareholders (III)	No. of fully paid-up equity shares held (IV)	No. of partly paid up equity shares held (V)	Nos. of shares underlying Depository Receipt (VI)	Total nos. shares held (VII) = (IV)+(V)+(VI)	Shareholding % calculated as per SCRR, 1957 As a % of (A+B+C2) (VIII)	Number of Voting Rights held in each class of securities (IX)			No. of Shares Underlying Outstanding convertible securities (including Warrants) (X)	Shareholding as a % assuming full conversion of convertible securities (as a percentage of diluted share capital) (XI) = (VII)+(X) as a % of (A+B+C)	Number of Locked in shares (XII)		Number of Shares pledged or otherwise encumbered		Number of equity shares held in demateriali zed form (XIV)	
									No. of Voting Rights					Total as a % of Total Voting rights	No. (a)	As a % of total Shares held (b)	No. (a)		As a % of total Shares held (b)
									Class (Eq.)	Class y	Total								
(1)	Institutions (Domestic):																		
(a)	Mutual Funds / UTI		0	0	0	0	0	0	0	0	0	0	0	0	0	0	0	0	0
(b)	Venture Capital Funds		0	0	0	0	0	0	0	0	0	0	0	0	0	0	0	0	0
(c)	Alternate Investment Fund		0	0	0	0	0	0	0	0	0	0	0	0	0	0	0	0	0
(d)	Banks		0	0	0	0	0	0	0	0	0	0	0	0	0	0	0	0	0
(e)	Insurance Companies		0	0	0	0	0	0	0	0	0	0	0	0	0	0	0	0	0
(f)	Provident Funds/Pension Funds		0	0	0	0	0	0	0	0	0	0	0	0	0	0	0	0	0
(g)	Asset Reconstruction Companies		0	0	0	0	0	0	0	0	0	0	0	0	0	0	0	0	0
(h)	Sovereign Wealth Funds		0	0	0	0	0	0	0	0	0	0	0	0	0	0	0	0	0
(i)	NBFCs REGISTERED WITH RBI		0	0	0	0	0	0	0	0	0	0	0	0	0	0	0	0	0
(j)	Other Financial Institutions		0	0	0	0	0	0	0	0	0	0	0	0	0	0	0	0	0
(k)	Any Other (specify)																		
	Foreign Inst. Invst. (Flis)		0	0	0	0	0	0	0	0	0	0	0	0	0	0	0	0	0
	Sub Total (B)(1) :		0	0	0	0	0	0	0	0	0	0	0	0	0	0	0	0	0
(2)	Institutions (Foreign):																		
(a)	Foreign Direct Investment		0	0	0	0	0	0	0	0	0	0	0	0	0	0	0	0	0
(b)	Foreign Venture Capital Investors		0	0	0	0	0	0	0	0	0	0	0	0	0	0	0	0	0
(c)	Sovereign Wealth Funds		0	0	0	0	0	0	0	0	0	0	0	0	0	0	0	0	0
(d)	Foreign Portfolio Investors Categ-I		0	0	0	0	0	0	0	0	0	0	0	0	0	0	0	0	0
(e)	Foreign Portfolio Investors Cate-II		0	0	0	0	0	0	0	0	0	0	0	0	0	0	0	0	0
(f)	Overseas Depositories (holding DRs)		0	0	0	0	0	0	0	0	0	0	0	0	0	0	0	0	0
(g)	Any Other (specify)		0	0	0	0	0	0	0	0	0	0	0	0	0	0	0	0	0
	Sub Total (B)(2) :		0	0	0	0	0	0	0	0	0	0	0	0	0	0	0	0	0
(3)	Central Govt./State Govt.(s):																		
(a)	Central Govt./President of India		0	0	0	0	0	0	0	0	0	0	0	0	0	0	0	0	0
(b)	State Govt./Governor		0	0	0	0	0	0	0	0	0	0	0	0	0	0	0	0	0
(c)	Shareholding by Companies or Bodies Corporate where Central/State Govt. is a Promoter.		0	0	0	0	0	0	0	0	0	0	0	0	0	0	0	0	0
	Sub Total (B)(3) :		0	0	0	0	0	0	0	0	0	0	0	0	0	0	0	0	0
(4)	Non-institutions :																		
(a)	Associate companies / Subsidiaries		0	0	0	0	0	0	0	0	0	0	0	0	0	0	0	0	0
(b)	Directors and their relatives (excluding independent directors and nominee directors)		0	0	0	0	0	0	0	0	0	0	0	0	0	0	0	0	0
(c)	Key Managerial Personnel		0	0	0	0	0	0	0	0	0	0	0	0	0	0	0	0	0
(d)	Relatives of promoters (other than "immediate relatives" of promoters disclosed under "Promoter and Promoter Group" category)		0	0	0	0	0	0	0	0	0	0	0	0	0	0	0	0	0
(e)	Trusts where any person belonging to "Promoter and Promoter Group" category is "trustee", beneficiary, or "author of the trust".		0	0	0	0	0	0	0	0	0	0	0	0	0	0	0	0	0
(f)	Investor Education and Protection																		



Category & Name of shareholders (I)	PAN (II)	Nos. of shareholders (III)	No. of fully paid-up equity shares held (IV)	No. of partly paid-up equity shares held (V)	Nos. of shares underlying Depository Receipt (VI)	Total nos. shares held (VII) = (IV)+(V)+(VI)	Shareholding % calculated as per SCRR, 1957 As a % of (A+B+C2) (VIII)	Number of Voting Rights held in each class of securities (IX)			No. of Shares Underlying convertible securities (including Warrants) (X)	Shareholding as a % assuming full conversion of convertible securities (as a percentage of diluted share capital) (XI) = (VII)+(X) as a % of (A+B+C)	Number of Locked in shares (XII)		Number of Shares pledged or otherwise encumbered		Number of equity shares held in dematerialized form (XIV)	
								No. of Voting Rights					Total as a % of Total Voting rights	No. (a)	As a % of total Shares held (b)	No. (a)		As a % of total Shares held (b)
								Class (Eq.)	Class y	Total								
Fund (IEPF)		0	0	0	0	0	0	0	0	0	0	0	0	0	0	0	0	
(g) Resident individuals holding nominal share capital up to of Rs. 2 Lakh.																		
i) Holding 1% and above :																		
TOTAL :===		0	0	0	0	0	0	0	0	0	0	0	0	0	0	0	0	
ii) Holding Less than 1% :		46	665900	0	0	665900	6	665900	0	665900	6	0	6	0			145400	
TOTAL :===		46	665900	0	0	665900	6	665900	0	665900	6	0	6	0			145400	
(h) Resident individuals holding nominal share capital in excess of Rs. 2 Lakh.																		
i) Holding 1% and above :																		
TOTAL :===		0	0	0	0	0	0	0	0	0	0	0	0	0	0	0	0	
ii) Holding Less than 1% :		15	434400	0	0	434400	4	434400	0	434400	4	0	4	0			406900	
TOTAL :===		15	434400	0	0	434400	4	434400	0	434400	4	0	4	0			406900	
(i) Non Resident Indians (NRIs)		0	0	0	0	0	0	0	0	0	0	0	0	0	0	0	0	
(j) Foreign Nationals		0	0	0	0	0	0	0	0	0	0	0	0	0	0	0	0	
(k) Foreign Companies		0	0	0	0	0	0	0	0	0	0	0	0	0	0	0	0	
(l) Bodies Corporate																		
i) Holding 1% and above :																		
1 N.E.ELECTRONICS LIMITED			156500	0	0	156500	1	156500	0	156500	1	0	1	0			0	
2 LOGIC INFOTECH LIMITED	AAACL9585G		252500	0	0	252500	2	252500	0	252500	2	0	2	0			0	
3 GATEWAY COMPUTERS P. LTD.	AABCG7845F		258000	0	0	258000	2	258000	0	258000	2	0	2	0			0	
4 CHETNA PROJECTS PVT.LTD.	AABCC0661M		269000	0	0	269000	2	269000	0	269000	2	0	2	0			0	
5 MukTAMANI FINCO LTD.			271000	0	0	271000	2	271000	0	271000	2	0	2	0			0	
6 ACOn FINEXIM PVT. LTD.	AADCA9091R		275000	0	0	275000	2	275000	0	275000	2	0	2	0			0	
7 GATEWAY COMPUTERS P. LTD.			282000	0	0	282000	3	282000	0	282000	3	0	3	0			0	
8 VALANTINE FINEXIM PVT. LTD.	AABCV6019Q		285000	0	0	285000	3	285000	0	285000	3	0	3	0			0	
9 KANCHANJUNGHa INDUSTRIAL FINANCE LTD.			287000	0	0	287000	3	287000	0	287000	3	0	3	0			0	
10 BANJAUR RESOURCES PVT. LTD.	AABCB0895J		292000	0	0	292000	3	292000	0	292000	3	0	3	0			0	
11 KACHNAR SECURITIES PVT.LTD.	AABCK1198F		295000	0	0	295000	3	295000	0	295000	3	0	3	0			0	
12 GLOBEX FINANCE CORPORATION LTD	AAACG9813A		296000	0	0	296000	3	296000	0	296000	3	0	3	0			0	
13 SURABHI DAIRY PRODUCTS PVT.LTD.	AAECS3793B		296000	0	0	296000	3	296000	0	296000	3	0	3	0			296000	
14 ONLINE INFORMATION TECHNOLOGIES LTD.			297000	0	0	297000	3	297000	0	297000	3	0	3	0			0	
15 FOCUS AGRO PRODUCTS LIMITED	AAACF1837D		298000	0	0	298000	3	298000	0	298000	3	0	3	0			0	
16 RAMKRISHNA FINCAP LTD	AACCR2737C		298000	0	0	298000	3	298000	0	298000	3	0	3	0			0	
17 NISTHA TRADERS LIMITED	AAACN0756H		299000	0	0	299000	3	299000	0	299000	3	0	3	0			298000	
18 LOGIC INFOTECH LIMITED			299000	0	0	299000	3	299000	0	299000	3	0	3	0			0	
19 DELTON EXIM PRIVATE LIMITED	AABCD6200F		453300	0	0	453300	4	453300	0	453300	4	0	4	0			0	
20 GANGA BUILDERS LTD.	AAACG9808K		531000	0	0	531000	5	531000	0	531000	5	0	5	0			298000	
21 BHASKAR FUND MANAGEMENT LTD	AABCB3120E		540000	0	0	540000	5	540000	0	540000	5	0	5	0			299000	
22 BAY INLAND FINANCE PVT. LTD.	AABCB9510A		540000	0	0	540000	5	540000	0	540000	5	0	5	0			299000	
23 SHIVLAXMI EXPORTS LIMITED	AADCS6058E		540000	0	0	540000	5	540000	0	540000	5	0	5	0			299000	
24 SUPER FINANCE LIMITED	AAGCS7188C		540000	0	0	540000	5	540000	0	540000	5	0	5	0			265000	
25 GROMORE FUND MANAGEMENT CO. LIMITED	AAACG9919K		545000	0	0	545000	5	545000	0	545000	5	0	5	0			0	



26	Category & Name of shareholders (I)	PAN (II)	Nos. of shareholders (III)	No. of fully paid-up equity shares held (IV)	No. of partly paid up equity shares held (V)	Nos. of shares underlying Depository Receipt (VI)	Total nos. shares held (VII) = (IV)+(V)+(VI)	Shareholding % calculated as per SCRR, 1967 As a % of (A+B+C2) (VIII)	Number of Voting Rights held in each class of securities (IX)			No. of Shares Outstanding convertible securities (Including Warrants) (X)	Shareholding as a % assuming full conversion of convertible securities (as a percentage of diluted share capital) (XI)= (VII)+(X) as a % of (A+B+C)	Number of Locked in shares (XII)		Number of Shares pledged or otherwise encumbered		Number of equity shares held in demateriali zed form (XIV)	
									No. of Voting Rights					Total as a % of Total Voting rights	No. (a)	As a % of total Shares held (b)	No. (a)		As a % of total Shares held (b)
									Class (Eq.)	Class y	Total								
	CLIFTONS PEARSON EXPORT AND AGENCIES LTD	AACCC0049A		545000	0	0	545000	5	545000	0	545000	5	0	5	0	0		297000	
	TOTAL :===		26	9240300	0	0	9240300	84	9240300	0	9240300	84	0	84	0			2052000	
	ii) Holding Less than 1% :																		
			4	172500	0	0	172500	2	172500	0	172500	2	0	2	0			36000	
	TOTAL :===		4	172500	0	0	172500	2	172500	0	172500	2	0	2	0			36000	
(m)	Any Other (specify) :		0	0	0	0	0	0	0	0	0	0	0	0	0	0	0	0	
	Overseas Corporate Bodies		0	0	0	0	0	0	0	0	0	0	0	0	0	0	0	0	
	Foreign Bank		0	0	0	0	0	0	0	0	0	0	0	0	0	0	0	0	
	Trust		0	0	0	0	0	0	0	0	0	0	0	0	0	0	0	0	
	Others		0	0	0	0	0	0	0	0	0	0	0	0	0	0	0	0	
	Sub Total (B)(3) :		91	10513100	0	0	10513100	96	10513100	0	10513100	96	0	96	0	0		2640300	
	Total Public shareholding : (B) = (B)(1)+(B)(2)+(B)(3)		91	10513100	0	0	10513100	96	10513100	0	10513100	96	0	96	0	0		2640300	
	TOTAL -->		94	11000400	0	0	11000400	100	11000400	0	11000400	100	0	100	0	0	0	3127600	




Table IV - Statement showing shareholding pattern of the Non Promoter - Non Public shareholder

	Category & Name of shareholders (I)	PAN (II)	Nos. of shareholders (III)	No. of fully paid-up equity shares held (IV)	No. of partly paid-up equity shares held (V)	Nos. of shares underlying Depository Receipt (VI)	Total nos. shares held (VII) = (IV)+(V)+(VI)	Shareholding % calculated as per SCRR, 1957 As a % of (A+B+C2) (VIII)	Number of Voting Rights held in each class of securities (IX)			No. of Shares Underlying Outstanding convertible securities (Including Warrants) (X)	Shareholding as a % assuming full conversion of convertible securities (as a percentage of diluted share capital) (XI) = (VII)+(X) as a % of (A+B+C)	Number of Locked in shares (XII)		Number of Shares pledged or otherwise encumbered (XIII)		Number of equity shares held in dematerialized form (XIV)	
									No. of Voting Rights					Total as a % of Total Voting rights	No. (a)	As a % of total Shares held (b)	No. (a)		As a % of total Shares held (b)
									Class (Eq.)	Class y	Total								
(1)	Custodian DR Holder																		
(a)	Name of DR holder (if any)																		
(i)																			
(2)	Employee Benefit Trust / Employee Welfare Trust (under SEBI (share based Employee Benefits and Sweat Equity) Regulations, 2014																		
(a)	Name:																		
	Total Non-Promoter - Non-Public Shareholding (C)=(C)(1)+(C)(2)																		

